



**safer**southwark  
partnership

**APPENDIX 1**

# **Safer Southwark Partnership Rolling Action Plan 2013-2015**

**Southwark Council, the police and partners in the community  
are working hard to keep you safe**

[www.southwark.gov.uk/keepingyousafe](http://www.southwark.gov.uk/keepingyousafe)



<b>Contents</b>	<b>Page no</b>
<b>Executive summary</b>	<b>3</b>
<b>Introduction</b>	<b>8</b>
<b>Our progress so far</b>	<b>9</b>
<b>Horizon scanning</b>	<b>10</b>
<b>Our Approach</b>	<b>11</b>
SSP triangle of intervention	11
SSP priorities	12
SSP governance	13
SSP resources	13
<b>Thematic priorities</b>	<b>14</b>
Tackling violence	14
Tacking anti social behaviour	22
Reducing reoffending	27
Reducing substance misuse	30
Building sustainable communities and public confidence	33
<b>Risks to delivering the plan</b>	<b>36</b>
<b>Measuring our progress</b>	<b>37</b>

## Executive summary

The Safer Southwark Partnership (SSP) is Southwark's community safety partnership (CSP) with responsibility to reduce crime, anti social behaviour, fear of crime and substance misuse. The SSP is required to produce a partnership plan to tackle crime, substance misuse and the fear of crime. Our Rolling Action Plan 2013 – 2015 has been developed following our annual strategic assessment and consultation with stakeholders.

### The SSP membership is:

- Southwark Council
- Cabinet Member for Finance, Resources and Community Safety
- British Transport Police
- Community Action Southwark
- London Criminal Justice Board
- London Fire Brigade
- London Probation Trust
- Mayor's Office for Policing and Crime
- Metropolitan Police Service Southwark
- Public Health England
- Clinical Commissioning Group
- Southwark Police and Community Consultative Group
- Transport for London
- United Kingdom Border Agency

## Our progress so far

Crime rates in Southwark continue to show an encouraging downward trend. Crimes reported to the police declined from 141 per 1000 reduction in 2008-09 to 113 per 1000 population in 2012/13. This represents a 17% reduction in offences from 39,271 to 32,550.

Within this overall trend, there are differences between crime types: violence has reduced by 26% and motor vehicle crime by 32%, however, personal robbery and knife crime have increased by 20% and 31% respectively.

Over the last five years, we have made good progress on improving perceptions of safety. This is measured by public opinion poll surveys of day and night time safety. Day time perception remains high, with 95% of residents feeling safe walking alone outside in the daytime (a small improvement of 3% on 2008) and 72% felt safe walking alone outside after dark; a significant increase from 54% in 2008.

We are closing the gap between Southwark and the London average for total recorded crime. In 2008-09, our crime rate of 141 per 1000 population 2008/09 was 29% above the London average and by 2012-13 the gap had narrowed to 19%. We have improved our ranking against the other 32 London boroughs by four places from 4<sup>th</sup> highest in 2008/09 to 8<sup>th</sup> in 20112/13.

Despite this progress, Southwark still records one of the highest rates of crime in London for most serious violence, serious youth violence, robbery, youth and knife crime.

The previous Safer Southwark Partnership Rolling Action Plan identified a range of activities and targets across the partnership, linked to thematic priorities:

- Reducing harm (including the harm caused by anti social behaviour)
- Reducing offending
- Reducing substance misuse
- Building sustainable community capacity and public confidence

**Progress has been made across all areas of activity over the last five years**

Our successes include:

- Established the Southwark Anti Violence Unit (SAVU) in 2012, a multi agency team which brought together existing and new areas of work to tackle gangs and violent crime amongst 16-25 year olds.
- Challenging young offenders with the consequences of their behaviour through gang and knife crime prevention programmes delivered by the youth offending service
- Established a multi agency night time economy team in order to tackle alcohol related crime and disorder associated with the growing night time economy in the north of the borough
- Police safer neighbourhood teams and wardens resources realigned to after school and evening peak robbery times
- Reconfigured and recommissioned our domestic abuse service in 2012 to provide support for both female and male victims aged 16 years and over
- 300 young people have participated in the safe, healthy and equal relationships (SHER) programme, which aims to increase awareness of what is and isn't a healthy relationship
- Enforcement action taken by SASBU and housing providers against perpetrators of anti social behaviour over the last five years includes:
  - 1237 warnings to individuals causing anti social behaviour
  - 595 anti social behaviour contracts (ABCs) and 70 anti social behaviour orders (ASBOs), including post conviction ASBOs.

- Developed a Victims Charter and Minimum Standards for reporting anti social behaviour
- Established RADAR (Reducing and Deterring Adult Reoffending) in 2011; an integrated offender management team which targets priority and prolific offenders (PPOs) and those serving less than twelve months in prison who would otherwise receive no support from statutory services to address their resettlement needs.
- Established the youth offending service triage programme which offers a restorative justice intervention as an alternative to prosecution. Since triage became operational in 2009 there has been a 56% reduction in first time entrants to the criminal justice system.
- Insight, our young people's service, now treats younger adults, aged 18-24 so that they are kept within a more age appropriate service
- Continued to make recovery the focus of the treatment offer to clients with substance misuse needs
- Delivered a small grants programme in 2011/12 and 2012/1, funding 26 voluntary and community groups to deliver one-off projects supporting SSP priorities
- Set up the Southwark Hate Crime Network to drive forward the hate crime action plan

However, the SSP recognises that there is more to do. There are significant challenges that our local communities are facing due to the current economic pressures, which can have a direct impact on certain types of crime and anti social behaviour. At the same time partners recognise that the current financial pressures means that we have to work more collaboratively if we are to meet these local demands.

**Key actions to deliver change over the next two years**

Key areas	Key actions to deliver change
<b>Tackling violence</b>	<ul style="list-style-type: none"> <li>• Identify and support 16-24 year olds at risk of involvement or who are involved in gangs and serious violence and engage with them through Southwark Anti Violence Unit (SAVU)</li> <li>• Work in schools to challenge unacceptable behaviour, including bullying</li> <li>• Police resources focused on tackling youth violence, knife crime and robbery (Operation Trinity)</li> </ul>
<b>Tackling violence against women and girls</b>	<ul style="list-style-type: none"> <li>• Continue to provide a comprehensive service to victims of domestic abuse based on the current service model, which includes counselling, early intervention and victim support</li> <li>• Develop a 1-2-1 programme for young people aged 11-18 years old who display abusive behaviours in their close relationships with others</li> </ul>
<b>Reducing anti social behaviour</b>	<ul style="list-style-type: none"> <li>• Develop our response to tackling anti social behaviour in light of the new powers contained in the Anti Social Behaviour, Crime and Policing Bill, prior to its expected implementation date of May 2015</li> <li>• The Tenants Handbook is to be re-written with a special emphasis on residents' obligations to be good neighbours and to comply with the terms of their tenancy agreements. The council's obligation to respond to complaints and to support victims and witnesses will also be emphasised to encourage residents to report issues to the council</li> <li>• Identify families with complex needs who are at risk of becoming involved in crime and ant social behaviour and ensure support is offered by Family Focus Plus (the council's troubled families team)</li> </ul>
<b>Reducing offending</b>	<ul style="list-style-type: none"> <li>• The Government's transforming rehabilitation programme will require us to build robust relationships with new providers (including the private sector) to ensure that offenders are managed effectively on entering and exiting the criminal justice system</li> <li>• Extend the youth offending service triage programme to young people who are starting to carry weapons for protection or are beginning to be involved in gang association</li> </ul>
<b>Reducing substance misuse</b>	<ul style="list-style-type: none"> <li>• Review the overall investment in substance misuse services in line with the overall Public Health investment We will undertake a comprehensive needs assessment in the first part of 2013 with a view to determining the future shape of the service</li> <li>• Deliver the first year of the SSP Alcohol Strategy 2013- 2016</li> </ul>
<b>Building sustainable communities</b>	<ul style="list-style-type: none"> <li>• Communicate the work undertaken by the partnership out to the community through existing and emerging community forums and groups, such as faith groups, community champions, young advisors and the new police safer neighbourhood boards</li> <li>• Increased police resources at a local level through the introduction of the local policing model</li> </ul>

## Measuring our progress

We need to know how well we are performing and whether the interventions we are putting in place are making a real difference. To do this, we have set ourselves targets under each of our thematic priorities. In addition, the Mayor's Office has set all London boroughs a target of reducing a basket of seven crime types by 20% by March 2016.

### Our targets for 2013/14 include:

- To reduce violence by 2%
- To reduce the cost of violence by 2%
- Percentage of residents to think that anti social behaviour is a problem in their local area = 20%
- Percentage of residents who feel safe walking alone in their local area after dark = 72%
- To increase the number of adult drug users leaving treatment in a planned way by 5% in 2013/14 compared to 2012/13

## How we will deliver - working in partnership

The SSP will ensure that the priorities, actions and targets we have identified will be delivered through a multi agency approach by having:

- Strong strategic management
- Strong performance management
- Tasking our joint resources through well established partnership operational structures. This includes identifying, managing and reducing risk

## Introduction

The Safer Southwark Partnership (SSP) is Southwark's community safety partnership (CSP) with responsibility to reduce crime, anti social behaviour, fear of crime and substance misuse

Our vision is to **make Southwark a safer and healthier place to live work and visit**. The SSP is committed to delivering this vision and working together with our statutory and voluntary and community sector partners as well as our communities in order to make a difference.

The SSP is required to produce a partnership plan to tackle crime, substance misuse and the fear of crime. The Rolling Action Plan has been developed following our annual strategic assessment and consultation with stakeholders. The plan has also been informed by the Mayor's Police and Crime Plan 2013-2016 and current SSP strategies.

The SSP Strategic Assessment has two primary objectives:

- To review the performance of the SSP over the past year and identify emerging trends
- To identify through analysis of information the strategic priorities of the SSP

The previous Rolling Action Plan identified a range of activities and targets linked to thematic areas of work. Progress has been made across all areas and this is reviewed within each theme of the new plan.

Our focus for the next two years builds upon the successes of the previous plan. The Rolling Action Plan will be reviewed in 2014 to take account of new and emerging issues.

## Safer Southwark Partnership membership

- Southwark Council
- Cabinet Member for Finance, Resources and community safety
- British Transport Police
- Community Action Southwark
- London Criminal Justice Board
- London Fire Brigade
- London Probation Trust
- Mayor's Office for Policing and Crime
- Metropolitan Police Service Southwark
- Public Health England
- Clinical Commissioning Group
- Southwark Police and Community Consultative Group
- Transport for London
- United Kingdom Border Agency



## Our progress so far

Crime rates in Southwark continue to show an encouraging downward trend. Crimes reported to the police declined from 141 per 1000 population in 2008-09 to 113 per 1000 population in 2012/13. This represents a 17% reduction in offences from 39,271 to 32,550.

## Perceptions of safety

Over the last five years, we have made good progress on improving perceptions of safety. This is measured by public opinion poll surveys of day and night time safety.

Day time perception remains high, with 95% of residents feeling safe walking alone outside in the daytime (a small improvement of 3% on 2008) and 72% felt safe walking alone outside after dark; a significant increase from 54% in 2008.

## Comparing our performance

We are closing the gap between Southwark and the London average for total recorded crime. In 2008-09, our crime rate of 141 per 1000 population 2008/09 was 29% above the London average and by 2012-13 the gap had narrowed to 19% (see graph opposite). We have improved our ranking against the other 31 London boroughs by four places from 4<sup>th</sup> highest in 2008/09 to 8<sup>th</sup> in 2012/13.

Despite this progress, Southwark still records one of the highest rates of crime in London for most serious violence, serious youth violence, robbery, youth and knife crime.

## Measuring the cost of crime

The cost of crime is estimated by considering the impact of a crime in terms of the value of goods stolen including insurance costs, the emotional and physical impact to victims, hospital costs, lost working hours and the overall criminal justice costs.

The crimes that cost society the most are those with a large estimated emotional and physical impact, such as murder, wounding, robbery and sexual offences. In 2012/13, the cost of these violent crimes was estimated at £78m, this compares to £104m in 2008/09.

However, the SSP recognises that there is more to do. There are significant challenges that our local communities are facing due to the current economic pressures, which can have a direct impact on certain types of crime and anti social behaviour. At the same time partners recognise that the current financial pressures means that we have to work more collaboratively if we are to meet these local demands.

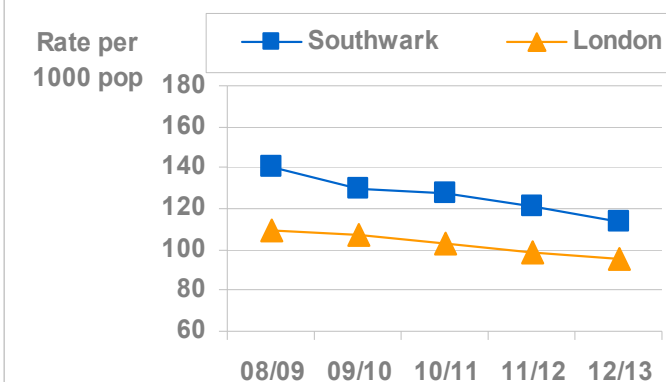
## Since 2008/09:

- Total recorded crime reduced by 17%
- Violence reduced by 26%
- Most serious violence reduced by 39%
- Assault with injury reduced by 21%
- Youth violence reduced by 38%
- Residential burglary reduced by 3%
- Motor vehicle crime reduced by 32%
- Gun crime reduced by 16%
- Sexual offences reduced by 1%
- Domestic abuse offences reduced by 26%

However, we have seen increases in certain crime types:

- Serious youth violence increased by 4%
- Knife crime increased by 31%
- Personal robbery increased by 20%

Total recorded crime 2008/09 - 2012/13



## Horizon scanning

Developments, both locally and nationally, that will have an impact upon the SSP in the coming years include:

### Legal

- Government plans to streamline and simplify the existing powers to deal with anti social behaviour are set out in the new Anti Social Behaviour Crime and Police Bill. Under the proposals, which will come into effect in 2104, the existing 19 powers will be replaced by 6 new ones which will enable local authorities, the police and other partners to respond quickly and effectively to anti-social behaviour.
- The Bill also proposes to make forced marriage a criminal offence as well as strengthening powers to tackle irresponsible dog ownership.
- The new regulatory regime for scrap metal dealing (linked to metal theft) comes into force in October 2013 giving the council (as licensing authority) together with the police enhanced powers to better regulate these industries

### Political

- The Mayor's Police and Crime Plan 2013-2016 sets out how the police, community safety partnerships and other criminal justice agencies will work together to reduce crime in London .
- The Mayor's strategy for Violence against Women and Girls is currently being refreshed by MOPAC (Mayor's Office for Policing and Crime).
- Local government elections in 2014 and 2015 General Election may impact on political priorities and resources

### Economic

- Government welfare reforms will have a significant impact on those claiming benefits.
- Investment in The Shard, new retail centre, Borough Market, and London Bridge station together with the growth in night time

economies in the north of the borough will attract more visitors to Southwark and with them the potential to create more crime opportunities as well as environmental crimes such as noise and litter.

- The new London Crime Prevention Fund encompasses the former Home Office community safety fund and other funding streams that previously came directly to the council. The SSP has submitted successful bids to maintain and develop new projects for youth and gang related violence, violence against women and girls and reducing offending.

### Social

- Changing social demographics and impact to existing communities through regeneration programmes, e.g. Elephant and Castle and the Aylesbury Estate.

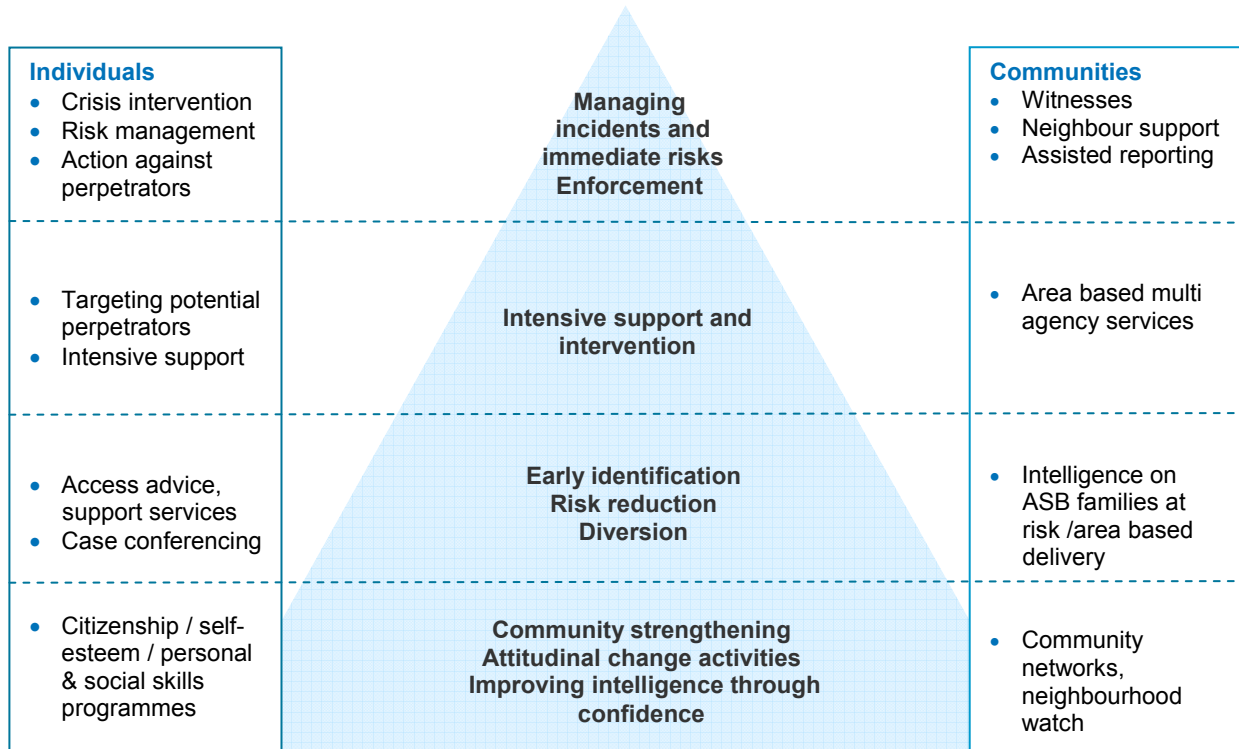
### Organisational

- Closure of Rotherhithe and East Dulwich station, reduction in the hours of operation of front counter services at other stations and loss of police officers in the borough. The SSP will invest in one-off community safety measures in 2013/14 to help offset the impact of these decisions on the local community.
- Government changes to reform the probation service by passing the responsibility for managing low to medium risk offenders in the community to the private and voluntary sector are planned to be in place by the middle of 2014. The proposals will impact on the role and function of the existing SSP integrated offender management team.
- Proposed closure of Southwark Fire Station and loss of tender from Peckham Fire Station.

### Environmental

- Squatting and associated crime / anti social behaviour within areas marked for demolition in regeneration schemes such as the Aylesbury Estate

**Safer Southwark Partnership triangle of intervention**



**Our approach**

The SSP has developed a whole systems approach to tackle crime and anti social behaviour. The diagram opposite illustrates the four tiers of intervention which we refer to as the “Safer Southwark Partnership triangle of intervention”.

Our experience has told us that investing in one type of intervention alone does not resolve the problem. For example enforcement is most effective if it is supported by local communities and other activity is taking place to change behaviour.

The triangle of intervention is applied when we are looking at any type of crime or anti social behaviour issue that requires the engagement of a range of services, voluntary and community groups to find long term solutions.

Our whole systems approach is based on four tiers which consist of:

- Prevention
- Early intervention
- Intensive support and intervention
- High level risk management and enforcement

**SSP priorities**

**What does the data tell us?**

To ensure that we target our partnership resources effectively, the SSP produces an annual Priority Crimes Matrix. This matrix assesses crime types against a number of different factors, such as volume, performance, cost and seriousness. It also includes an assessment of victims, offenders, locations and time.

The top eight crime priorities that most disproportionately affect Southwark communities are listed opposite. These are broadly similar to last year.

**What do residents tell us?**

The latest council residents' survey showed that although perception around anti social behaviour has improved since 2009, the issues that continue to concern residents the most are rubbish and litter (24%), dogs causing a nuisance / mess (23%), teenagers hanging around (23%) and people using or dealing drugs (18%).

Concern about crime, according to the Police Public Attitude Survey, has increased from 39% in 2008/09 to 42% in 2012. This is despite significant reductions in actual total crime in this period. However, concern about gangs and gun crime has decreased significantly since 2008/09; 26% currently concerned about gangs (down from 48%) and 18% concerned about gun crime (down from 49%)

**How will we deliver the priorities - working in partnership**

The SSP will ensure that the priorities we have identified will be delivered through a multi agency approach by having:

- Strong strategic management
- Strong performance management
- Tasking our joint resources through well established partnership operational structures. This includes identifying, managing and reducing risk.

**Our Priority Crimes Matrix identified the top eight crimes as:**

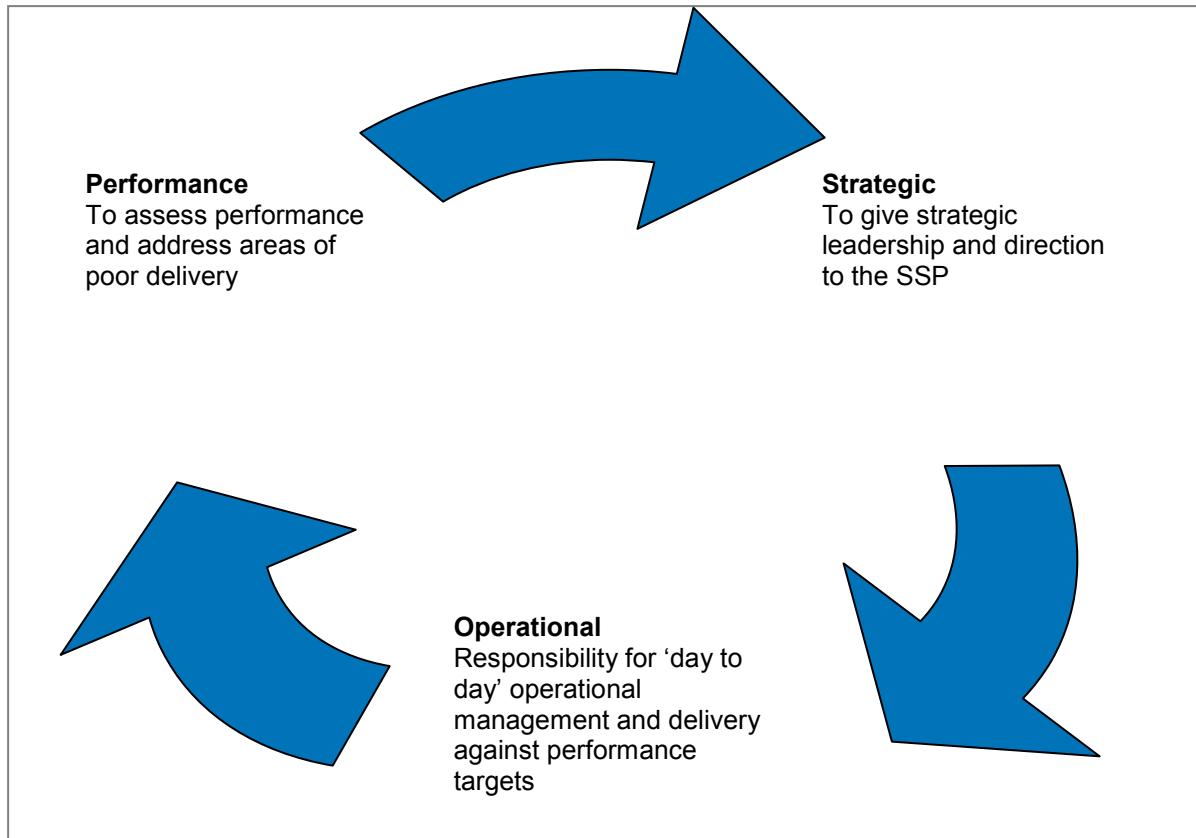
- Domestic abuse
- Personal robbery
- Knife crime
- Youth violence
- Most serious violence
- Alcohol related crime
- Gun crime
- Drugs

**The top anti social behaviour issues were identified as:**

- Rowdy / inconsiderate behaviour
- Noisy neighbours

## SSP governance

The governance of the SSP has three key levels of decision making – strategic, performance and operational.



We are currently reviewing the number, frequency and membership of our SSP board and sub group meetings.

## Tackling violence

The Safer Southwark Partnership has developed a five year violent crime strategy which sets out the underlying causes and impacts of violent behaviour and makes recommendations on how we can make best use of our resources. This strategy is now in its fourth year and sets out five priority areas to tackle violent crime:

- Most serious violence (including group and weapon violence)
- Addressing violent offenders
- Low level violence
- Robbery
- Violence against women and girls

Our Priority Crimes Matrix highlighted youth violence, personal robbery and knife crime in its top five priorities. We recognise that these offences are closely linked and our partnership programmes reflect this.

### Most serious violence (including group and weapon violence) and robbery

#### Our strategic approach

Our experience tells us that in order to address violence we have to focus on the individual and identify the issues that drive them to commit violent crime and the factors that protect, or prevent them from doing so.

We will focus our work on young adults, particularly 16-24 year olds who are the most vulnerable as victims as well as perpetrators. We believe there are key interventions and key points of intervention that offer exit routes for the individual from the cycle of violent crime. Our success will be dependant on our ability to reduce the negative factors and increase the positive factors in their lives. The SSP will continue to give those individuals and families affected by violence, positive life choices and skills which will enable them to break the cycle of violence.

Support for victims of violent crime and their families is also crucial if we are to break the cycle of violence.

#### What the strategic assessment told us

#### Violence against the person accounted for 18% of all crime in Southwark

#### 18-24 year olds are over represented as offenders in the following crime types:

- Gun crime (40%)
- Knife crime (32%)
- Personal robbery (33%)
- Violence (24%)
- Drugs possession (36%)

(8% of Southwark's population is aged 18-24)

#### 10-17 year olds are over represented as offenders in the following crime types:

- Knife crime (36%)
- Personal robbery (39%)
- Violence (45%)

(13% of Southwark is aged 10 – 17)

#### Knife crime

- Victims and offenders aged 10-24 years and predominantly male
- 55% of all knife crimes were classified as personal robbery
- A knife was actually used to injure in 24% of all knife crimes
- 63% of those accused of knife crimes are from black backgrounds
- Top wards: East Walworth / Faraday / The Lane
- Peak times: Summertime, every day from 15:00 – 16:59

### What have we delivered over the last five years?

- In 2012, we established Southwark Anti Violence Unit (SAVU), a multi agency team which brought together existing and new areas of work to tackle gangs and violent crime amongst 16-25 year olds. SAVU have worked with over 100 young people offering specifically tailored interventions with just under 50 being supported into education, full time work placements, an apprenticeship or employment
- Set up SERVE (Southwark emergency rehousing victims of violent enterprise) in 2008, an innovative scheme to provide safe accommodation and mentoring for individuals at serious risk of violence associated with gangs or weapons; 39 individuals, together with 11 family members have been safely rehoused since the programme began.
- Home Office ending gang and youth violence (EGYV) peer review in 2012 concluded that 'Southwark are an extremely capable, high achieving and well led EGYV area, with much to teach other areas' and found 'a wealth of good practice...'
- Increased compliance on illegal sales of knives to children and young people has been achieved through robust enforcement, trader education and knife road shows.
- In recognising the need to pro-actively tackle crime, we set up one of the first illegal economy teams which has helped to disrupt the supply of counterfeit goods and unsafe products circulating in the borough.
- Police safer neighbourhood teams and council warden resources realigned to after school and evening peak robbery times.
- Five safeguarding youth zones set up in hotspot areas in the borough for after school peak hours. Officers engaged with schoolchildren, provided crime prevention advice, property marked phones and recorded data on the Immobilize database.
- Youth offending service (YOS) has been restructured to strengthen supervision of violent offenders in the community.
- Delivered substance misuse interventions to youth offending service clients where substance misuse is identified as a risk factor for offending or gang involvement.
- Challenging young offenders with the consequences of their behaviour through YOS gang and knife crime prevention programmes.

### What the strategic assessment told us

#### Robbery

- Victims and accused age profile is 10 -17, followed by 18-24
- 85% of accused are male
- 68% of victims are male
- Peak times: weekdays from 15:00-17:59. (school children/office workers) and 20:00-22:00 (office workers)
- Peak locations: Transport hubs
- Property stolen predominantly mobile phones

#### Gun crime

- Victims and accused aged 18-24 years
- 81% of accused are male
- 63% of accused are from a black background
- Top wards: The Lane / Nunhead / Peckham / East Walworth
- Peak times: 21:00 – 22:59

**Most serious violence (including group and weapon violence), robbery - key activity for the next two years**

Key areas	Key actions to deliver change
<b>Intensive support and intervention</b>	<ul style="list-style-type: none"> <li>Identify and support 16-24 year olds at risk of involvement or who are involved in gangs and serious violence and engage with them through SAVU</li> <li>Ensure SAVU is fully staffed with case workers and therefore able to support an individual with changing their lifestyle</li> <li>Invest in supported work placements through voluntary sector and community organisations to enable SAVU clients to gain key experience and life skills in order to prepare them for work</li> <li>Support and intensive interventions to change the behaviour of young offenders, aged 10-17, who are at risk of serious youth violence or gang related activity (youth offending service activity)</li> <li>Develop a programme of work with voluntary sector organisations to provide bereavement and emotional support to individuals and their families who have been affected by gang and serious youth violence</li> </ul>
<b>Early identification Risk reduction</b>	<ul style="list-style-type: none"> <li>Capacity build the youth organisation based within A&amp;E at Kings College Hospital in order to improve the chance of making an offer of support through SAVU at a 'critical point of change' to those involved in and associated to gang and serious youth violence</li> </ul>
<b>High level risk management and enforcement</b>	<ul style="list-style-type: none"> <li>Police resources focused on tackling youth violence, knife crime and robbery (Operation Trinity)</li> </ul>

**Key performance measures 2013/14**

- To reduce violence by 2%
- To reduce violence with injury by 5%
- To reduce cost of violence by 2%
- To reduce robbery by 15%
- To reduce youth violence by 15%
- To reduce knife crime by 15%



## Low level violence

### Our strategic approach

Southwark is a high crime borough when it comes to the volume of violent offences; however the majority of these offences involve minor (e.g. assault with injury offences) or no injuries (e.g. harassment). This low level violence accounted for 85% of the total violence against person crimes in Southwark in 2012/13:

Our emphasis will be on early intervention to get to the root cause of problems before they can escalate whilst taking enforcement action to minimise risk.

### What have we delivered in the last five years?

In order to tackle alcohol related crime and disorder associated with the growing night time economy in the north of the borough, we have established a multi agency night time economy team, which has:

- Increased the visible uniformed enforcement presence on Fridays and Saturdays
- Worked with licensed premises to promote responsible retailing and improved safety and security
- Targeted and proportionate action taken against licensees who breach the conditions of their licence
- Reviewed what is recorded as low level hate crime incidents to provide greater strategic direction on the prevention of racial and homophobic crime.
- Increased data sharing with health services, such as Accident and Emergency, to support a targeted enforcement action in areas affected by alcohol related violence.
- Stand up for Southwark, lead by the Metropolitan Police Service Southwark borough commander. The programmes developed close partnerships will religious groups to set standards on what is and is not acceptable behaviour for our communities

### What the strategic assessment told us

- Around 70 percent of racial incidents are classified as lower level violence
- Over half of the recorded incidents of low level violence resulted in no injury
- Alcohol plays a significant factor when it comes to low level violence
- Data from both the police and ambulance service confirms that low level violence caused by alcohol tends to take place in the north of the borough.

**What have we delivered in the last five years? (cont)**

- Promoting positive behaviour programme: The personal health and social education (PSHE) team work closely with schools to develop positive behaviour programmes, including support through recognised agencies and services to address bullying
- There is also considerable work undertaken by schools and children’s services to address disruptive behaviour, including low level violence, harassment or intimidation. This includes the use of suspension, permanent or temporary exclusion.

**Low level violence - key activity for the next two years**

Key areas	Key actions to deliver change
<p><b>Early intervention Risk reduction</b></p>	<ul style="list-style-type: none"> <li>• Police licensing of licensed premises</li> <li>• Work in schools to challenge unacceptable behaviour, including bullying</li> </ul>
<p><b>High level risk management and enforcement</b></p>	<ul style="list-style-type: none"> <li>• Multi agency night time economy team continuing to tackle alcohol related crime and disorder in the north of the borough</li> </ul>

**Key performance measures 2013/14**

To reduce violence by 2%

## Violence against women and girls

### Our strategic approach

We recognise that domestic abuse is a serious and life threatening crime that affects victims and their families. The SSP's priority is that victims of domestic abuse and any children within the family are safeguarded from any further abuse. Although, we have prioritised women and girls as victims of domestic abuse, we recognise that men can also be victims and our domestic abuse service provides support services for men as well as women.

We want to empower women and girls to move on from abuse and sexual violence, to form healthy relationships and to have increased confidence to report incidents. We will have a greater focus on work around the younger age group and address the need for interventions around girls and gangs.

Other issues of concern are female genital mutilation, forced marriage and honour based violence.

We will continue to take a coordinated approach across the partnership, ensuring all agencies work together to tackle violence against women and girls.

### What have we delivered over the last five years?

- We have reconfigured and recommissioned our domestic abuse service in 2012 to provide support for both female and male victims aged 16 years and over, including 24/7 access, specialist support programmes for children and mothers, awareness training, an adult perpetrator intervention forum and a volunteer programme open to local residents:
  - 1500 referrals in the first year; 600 of whom were provided with intensive support
- Improved multi agency risk assessment conference (MARAC) processes and partnership working. By bringing all agencies together at a MARAC a risk focused, coordinated safety plan can be drawn up to support repeat and high risk victims.
- Roll out of domestic abuse awareness training including a domestic abuse champions' programme.
- 300 young people have participated in the safe, healthy and equal relationships (SHER) programme, which aims to increase awareness of what is and isn't a healthy relationship.

## The strategic assessment told us

### Domestic abuse

- Domestic abuse offences account for approximately 1/3rd of all violence against the person offences
- Nearly a half of domestic abuse occurs from the early evening to the early hours of the morning.
- 79% of victims are female

### Sexual offences

- 91% of victims are female, of both black and white ethnicity, aged 18-24 years
- Accused aged 25-30 years, male and of both black and white ethnicity

**Violence against women and girls - key activity for the next two years**

Key areas	Key actions to deliver change
<b>Intensive support and intervention</b>	<ul style="list-style-type: none"> <li>Continue to provide a comprehensive service to victims of domestic abuse based on the current service model, which includes counselling, early intervention, victim support</li> <li>Develop 1-2-1 and group work counselling programmes for survivors of domestic abuse and sexual offences</li> <li>Develop 1-2-1 programme for young people aged 11-18 years old who display abusive behaviours in their close relationships with others</li> </ul>
<b>Early identification Risk reduction</b>	<ul style="list-style-type: none"> <li>Develop a pilot programme to establish referral pathways to community based mentors in order to engage with young women and girls who have been affected by gangs and serious youth violence</li> <li>Develop a pilot project to work with young women presenting themselves to A&amp;E with injuries caused by physical violence</li> <li>Pilot project to set up a smart phone app designed to assist women and girls to keep themselves safer and alerted to the signs of unhealthy and abusive relationships and where to get help</li> <li>Develop our understanding and work in the areas of female genital mutilation (FGM), forced marriage and honour based violence</li> <li>Encourage reporting by younger victims, aged 16-17, of domestic abuse</li> </ul>
<b>High level risk management and enforcement</b>	<ul style="list-style-type: none"> <li>Explore more options for perpetrator interventions</li> <li>Develop a unified approach across the partnership and council when dealing with perpetrators</li> <li>Continue to case manage repeat and high risk victims through the multi agency risk assessment conference (MARAC)</li> </ul>
<b>Prevention</b>	<ul style="list-style-type: none"> <li>Continue training and awareness raising</li> <li>Continue to roll out the successful safe, healthy and equal relationships (SHER) programme to secondary schools</li> </ul>

**Key performance measures 2013/14**

To reduce violence by 2%

To reduce violence with injury by 5%

To increase reporting of domestic abuse by 16-17 year olds by 2%

### Case study A

Barry came to the attention of SAVU after he was shot in April 2012.

Barry was accepted on SAVU and assigned a mentor to work with him and assess what it was he needed in order to help him exit his current lifestyle that had led to the incident.

SAVU assisted Barry with finding accommodation through SERVE (Southwark Emergency Rehousing Violence Enterprise) and his mentor worked very closely with him to support him through this process.

Barry was also assisted by SAVU ETE (Education, Training and Employment) specialists who helped him in securing a job which gave Barry some focus and enabled him to manage his finances and develop skills to move forward with his life.

Before SAVU, Barry had offended a number of times; which ranged from common assault, possession of an offensive weapon and he also no further action being taken by the police for a number of alleged robbery offences. Since working with Barry he has not offended or come to notice by the police and has now been in steady employment for a number of months.

Barry has expressed his utmost appreciation for the assistance we have provided him with which enabled him to make the necessary changes to his life and improve his future prospects.

### Case study B

Anthony was referred to SAVU by an officer who felt that he would benefit from the support of SAVU as he had offended in the past and had gang affiliations with prominent gang members.

Anthony has only been on SAVU for three months but in this time he has had two work placements and is about to help with a new project that is happening in the borough. His employers have been very impressed with his work. Anthony is also living in new accommodation which his mentor assisted him with.

Prior to SAVU Anthony had committed a number of offences and with all he has achieved in the last few months this has given him a new lease of life and ambition which he did not have before.

## Anti social behaviour

### Our strategic approach

All residents have the right to feel safe and secure where they live as well as the right to enjoy peace and quiet in their homes. We are committed to effectively tackling anti social behaviour which can have a serious impact on the well being of residents who live in the borough and for those who work or socialise in Southwark.

Any behaviour which is regarded as a nuisance may be considered to be anti social. In some instances this behaviour may also constitute a criminal offence. These behaviours can range from ball games, domestic noise, littering, damage to property, drunk or rowdy behaviour, neighbour nuisance to serious intimidation, drug dealing or harassment.

We will take enforcement action against those responsible for anti social behaviour. When dealing with problematic individuals, our emphasis will be on ensuring that perpetrators are dealt with effectively and at an early stage before the problem can escalate. At the same time, we will ensure that victims, witnesses and communities are supported in dealing with nuisance and intimidating behaviour. We work closely with police to ensure that repeat victims are identified and that the council and police work together to support such individuals.

### Anti Social Behaviour, Crime and Policing Bill 2013-2014

We will need to review our response to dealing with anti social behaviour in light of the government's new Anti Social Behaviour, Crime and Policing Bill which is currently making its way through Parliament and will come into effect in early 2015. The Bill introduces simpler, more effective powers for tackling anti social behaviour, which will provide better protection for victims and communities, act as a real deterrent to perpetrators and give victims a say in the way their complaints are dealt with:

- Replaces the existing 19 powers to deal with anti social behaviour with six faster, more effective ones
- Gives landlords powers to deal swiftly with the most serious anti social behaviour committed by their tenants
- Gives victims the power to ensure that action is taken to deal with persistent anti social behaviour through the new community trigger
- Gives victims a greater say in what form of sanction an offender receives out of court through the new community remedy

### The strategic assessment told us

#### 9,000 anti social behaviour calls to the police in 2012/13:

##### Rowdy/inconsiderate behaviour

- Over 90% of all police reported ASB
- Top wards: Cathedrals / East Walworth / The Lane
- Peak times: Summertime at the weekends from 16:00-midnight.

##### Begging / rough sleeping

- Top ward: Cathedrals, especially London Bridge station, Borough High Street and Southwark Street
- Peak times: Summer months during weekdays and from the morning commuter rush through to late afternoon

##### Street drinking

- Top wards: Camberwell Green / Cathedrals / Grange / The Lane
- Peak times: Summer months, weekdays. Similar temporal profile to begging.

#### 4,000 calls to the council in 2012/13

- 34% of which related to noise complaints

- We will also need to respond to the changes in the policing model at a local level ensuring that we retain the strong local partnerships that have been established over the past 5 years.

### What have we delivered over the last five years?

- Implemented our anti social behaviour strategy, which identifies five priorities for tackling anti social behaviour:
  - Placing victims and witnesses at the centre of our strategy
  - Strengthening communities
  - Working with perpetrators using early intervention and diversion to reduce complaints of antisocial behaviour
  - Increasing reporting of anti social behaviour, increasing information sharing and the intelligent use of resources
  - Increasing the capacity of the partnership to take coordinated and appropriate responses
- Implemented “A Responsible Approach” Southwark Dog Strategy 2011-15, which encourages responsible dog ownership as well as setting out our policy for tackling dangerous dogs.
- Developed a Victims Charter and Minimum Standards for reporting anti social behaviour.
- Housing officers and Southwark Anti Social Behaviour Unit (SASBU) have managed over 4,600 cases of anti social behaviour over the last three years; many of these have been resolved at an early stage without having to recourse to legal action.
- From April 2012, area housing officers have lead on all low level anti social behaviour cases, allowing SASBU to focus on the high level antisocial behaviour including gangs, crime, drugs and cross borough work. SASBU have delivered training sessions for housing area management staff focussing on: robust case management, information about the domestic violence advocacy service, acceptable behaviour contracts, sanctuary scheme and self help.
- In 2011, housing appointed two mediation contractors to help resolve neighbour disputes and anti social behaviour
- Numerous ‘action’ days have been carried out on estates particularly affected by anti social behaviour and involving a range of services and partners including the police, SASBU, area housing offices, community wardens, parking enforcement and education welfare.
- Established links and protocols with residential social landlords (RSLs) which work well. RSLs in Southwark are main providers of social housing and continue to expand their provision. Most of the larger RSLs have well resourced anti social behaviour units who manage anti social behaviour in their properties and lead on enforcement action. However, SASBU and other partners are available to assist with enforcement, for example where a closure order is required to deal with extreme anti social behaviour, as well as problem solving of anti social behaviour issues.
- SASBU have established regular meetings with senior RSL mangers which enable the unit to give an over view of issues across the borough as well as briefings on policy issues and legislative changes.
- Street based teams have been deployed in areas where youth crime and anti social behaviour is of particular concern with the aim of engaging with the young people and referring them into local, positive activities.
- Strong links have been established with the council’s youth services so that detached youth workers can be deployed in areas which are youth anti social behaviour hot spots

- Built on the skills and the work of Southwark's young advisors to encourage their peers to report anti social behaviour and other issues of concern
- Ensured that the victims of hate crime (racist/religious and homophobic crimes), whether individuals, families or communities, feel supported in addressing this unacceptable behaviour. In 2011, we launched our Hate Crime Strategy, which sets out our multi agency approach to tackling hate crime over the next four years. Five key objectives are identified:
  - Re-energise interest in tackling hate crime
  - Promote the support services available
  - Encourage communities to work together to tackle the issue
  - Encourage people to approach services for support and reporting
  - That a robust approach is taken in tackling perpetrators of hate crime
- Public Place Order introduced across the whole of the borough to help address street drinking and alcohol related anti-social behaviour.
- Our community wardens help to improve the environment by identifying and reporting litter, graffiti, fly tipping and abandoned vehicles to the council's cleansing services. The monitoring of street and estate cleaning helps improve the appearance of the area and discourages further crime and anti social behaviour. Wardens are empowered to issue fixed penalty notices for littering, fly tipping and dog fouling and can confiscate alcohol from those behaving anti socially. The wardens have:
  - logged over 60,00 environmental reports in the last four years
  - issued over 3,000 fixed penalty notices in the last four years
- approximately 1,000 alcohol confiscations relating to anti social behaviour in the last two years
- We have worked with our partners to reduce the impact of rough sleepers, street drinkers and beggars in Borough and Bankside and Cathedrals community council areas as well as Camberwell Green in relation to street drinking; these areas remain our hotspot areas along with the emergence of rough sleeping on the Aylesbury Estate and aggressive begging in Peckham High Street/Rye Lane.
- The partnership approach to tackling arson / deliberate fire setting is working well and the number of deliberate fires attended by the fire service has reduced by 45% since 2008/09.
  - Our partnership operations for Halloween and bonfire night have been adopted by London fire brigade and other London boroughs as best practice
- Enforcement action taken by SASBU against perpetrators of anti social behaviour over the last five years includes:
  - 1237 warnings to individuals causing anti social behaviour
  - 595 anti social behaviour contracts (ABCs) and 70 anti social behaviour orders (ASBOs), including post conviction ASBOs
  - 169 notices seeking possession issued for tenancy related breaches; 14 households have been evicted
  - 121 crack house and premises closure orders
- We have improved our street and estate based CCTV cameras and infrastructure. We have also invested in 32 redeployable cameras that can be used where there is evidence of emerging crime and anti social behaviour.



Tackling anti social behaviour - key activity for the next two years

Key areas	Key actions to deliver change
<p><b>Risk management and enforcement</b></p>	<ul style="list-style-type: none"> <li>• Develop our response to tackling anti social behaviour in light of the new powers contained in the Anti Social Behaviour, Crime and Policing Bill, prior to its expected implementation date of May 2015</li> <li>• Housing will continue to take a robust approach to managing low level ASB on their estates</li> <li>• Housing will carry out annual tenancy checks to ensure that illegal occupation, subletting and benefits fraud can be identified and dealt with. As well as identifying these issues the checks will help identify where properties are being used for illegal or immoral purposes such as for drug cultivation.</li> <li>• Review partnership working and protocols with registered social landlords</li> <li>• Upgrade of CCTV on housing estates including deployable CCTV to enable targeting of crime and anti social behaviour hotspots to be completed by March 2014</li> </ul>
<p><b>Early identification Risk reduction</b></p>	<ul style="list-style-type: none"> <li>• Continue to problem solve issues on estates and other areas affected by anti social behaviour, targeting partnership resources to those areas affected by serious anti social behaviour</li> <li>• Identify families with complex needs who are at risk of becoming involved in crime and ant social behaviour and ensure support is offered by Family Focus Plus (the council's troubled families team)</li> <li>• Continue to work with partners to reduce arson and other environmental anti social behaviour</li> </ul>
<p><b>Community strengthening</b></p>	<ul style="list-style-type: none"> <li>• Establish victim care points across the borough to provide the opportunity for local people to have access to face to face support from trained Victim Support staff.</li> <li>• Estate Action days to promote community cohesion and to engage directly with residents will continue lead by Housing but involving partners from across the Council and externally. Capturing concerns about ASB issues are a key part of these events</li> <li>• The Tenants Handbook is to be re-written with a special emphasis on residents' obligations to be good neighbours and to comply with the terms of their tenancy agreements. The council's obligations to respond to complaints and to support victims and witnesses will also be emphasised to encourage residents to report issues to the council.</li> <li>• To establish a mechanism for local people to activate the new community trigger</li> <li>• Increased police resources at a local level through the introduction of the local policing model</li> </ul>

**Key performance measures 2013/14**

Percentage of residents who think anti social behaviour is a problem = 20%

Increase the number of CCTV detections by 13% compared to 2012/13

Maintain the level of criminal damage incidents recorded by the police at 2012/13 levels

**Case study C****What is the problem?**

- In 2010, large group of males began congregating on estates in SE16
- Resistant to efforts to engage them in any positive activities
- Aggressive in demeanour showing animosity towards authority figures, particularly community wardens
- Racist behaviour being perpetrated by some of the group targeted at Asian shop keepers
- Group robbery accompanied by acts of vandalism and racial abuse
- Priority for police in response to community concerns

**Intelligence sharing and problem solving**

- Sharing intelligence enabled partners to put together a multi layered strategy to try and deal with the problem
- Individuals known to police, community safety and children's services
- Chaotic group, no clear identity or hierarchical structure
- Acts of violence not common although concerns that violence could erupt if group not contained
- No intelligence linking the group to organised crime, such as drug dealing although they did have loose connections to known drug dealers and smoked strong cannabis in the public realm
- Key individuals identified
- CCTV in shops very useful in assisting identification of some of the key individuals involved

**Intervention**

- Visits made to families by SASBU - ABCs signed with a large cohort and support offered
- Although some individuals acknowledged their behaviours and moved away from their ASB activities it was clear that there were a hard core who were not inclined to work with the council

## Reducing offending

### Our strategic approach

High volume crime such as theft and burglary tends to be committed by a fairly small number of very prolific offenders. These offenders often receive short prison sentences and tend to return to a reoffending lifestyle within hours of release from prison.

In order to prevent reoffending, we need to support offenders to change their behaviours and break the cycle of offending.

### What have we delivered over the last five years?

- Taking the best practice from the two year Diamond pilot, we established RADAR (Reducing and Deterring Adult Reoffending) in 2011; an integrated offender management team which includes police officers, probation officers, housing resettlement workers and substance misuse specialists. By coming together, the team ensures information sharing, integrated support and improved outcomes.
- RADAR targets priority and prolific offenders (PPOs) and those serving less than twelve months in prison who would otherwise receive no support from statutory services to address their resettlement needs, such as access to housing, benefits, substance misuse services, employment and training
- Over 200 offenders have been referred to RADAR since 2011; an early evaluation which monitored 70 clients shows that 43% had not reoffended within a 12 month period (significantly less than the cohort's predicted reoffending rate)
- Established good links with Brixton and Thamesmead prisons
- Successfully participated in the London Justice Reinvestment Pilot which incentivises local statutory partners to work together to reduce the demand on courts, prisons and probation and, consequently, reduce the costs on the criminal justice system:
  - Achieved a reduction of 13% in demand for adults and 29% for young people
  - Reward for achieving savings to be reinvested in reducing offending work

### The strategic assessment told us

- Acquisitive crime (burglary and theft offences) accounts for 51% of all recorded crime in Southwark
- 87% of all those accused of a crime are male compared to 49% of Southwark population
- Black groups are disproportionately represented in violent offences such as knife crime, personal robbery and youth violence; accounting for just over 60% of those accused compared to 27% of Southwark's population
- White groups are disproportionately represented in offences related to the consumption of alcohol; 66% of those accused compared to 54% of the population

**What have we delivered over the last five years?**

- Established the youth offending service (YOS) triage programme which offers a restorative justice intervention as an alternative to prosecution. It aims to reduce reoffending by offering an early intervention through YOS staff based at the police station.
- The programme targets first/second time young offenders (10-17 year olds) of low gravity offences and high risk offenders who need more intensive support to avoid a custodial remand:
  - Since triage became operational in 2009 there has been a 56% reduction in first time entrants to the criminal justice system
  - Local data shows that 90% of young people don't reoffend in the year following triage

**Reducing offending – key activity for the next two years**

Key areas	Key actions to deliver change
Intensive support and enforcement	<ul style="list-style-type: none"> <li>• Continue to deliver our integrated offender management approach through RADAR</li> <li>• Co-locate RADAR team in shared offices in the north of the borough</li> <li>• Expand team to include a dedicated health professional worker and an employment resettlement worker</li> <li>• Establish a Youth Crime Management Board</li> <li>• The Government's transforming rehabilitation programme will require us to build robust relationships with new providers (including the private sector) to ensure that offenders are managed effectively on entering and exiting the criminal justice system</li> </ul>
Early intervention	<ul style="list-style-type: none"> <li>• Extend the youth offending service triage programme to young people who are starting to carry weapons for protection or are beginning to be involved in gang associations</li> </ul>

**Key performance measures 2013/14**

- Reduce burglary by 5%
- Reduce theft from motor vehicle by 5%
- Reduce theft of motor vehicle by 1%
- Reduce theft from person by 15%
- Reduce offending amongst RADAR clients

**Case study D: RADAR**

CR was a 54 years old male whose main offence type was theft. He was first visited by RADAR workers in prison in August 2012 and he agreed to work with RADAR and requested support around drugs, alcohol, rent arrears and ETE (employment/education/training),.

RADAR workers met him at the gate when he was released from prison in September and escorted him to the DIP office so that he knew where to go. RADAR workers also made various appointments with drug & ETE workers for him.

Unfortunately he was arrested for theft and returned to custody in October. RADAR workers visited him again in prison in November to see if he wanted to work with the scheme again once he was released. He explained that he offended again because his benefits had stopped and he was offending to get money for food. RADAR workers asked why he didn't come to see them so that they could have assisted with his benefit claim and he said that he could not afford the bus fare.

RADAR workers met him again at the gate once again when he was released in November. The workers waited for over 3 hours in the freezing cold outside the prison. He said that he had missed breakfast so RADAR workers took him for lunch and then to an arranged appointment with Job Centre Plus so that he could make a claim for benefits immediately this time.

Since then he has not come to police attention. In the meantime workers have assisted with his benefit claim, GP appointment, crisis loan application, rent and utility arrears, housing repairs and ETE. Once these issues are sorted RADAR will be referring to SHP for continuing resettlement support.

**Case study E : RADAR**

RADAR engaged with a male who started his offending career in 1979, and had not taken a break since, unless he was in prison. He has 32 convictions for matters relating to robbery and theft. However, when released from his last custodial sentence in October 2012, he was met by RADAR workers at the prison gates. He was escorted to CDAT where he was seen and scripted, after which he was taken to HPU where he was assessed and given a room in a hostel. Had this not have been done, he would have been homeless upon release from prison. Since October 2012, he has been engaging well with his case workers, and has attended all his appointments. Furthermore, he has not been stopped or arrested.

**Case study F: RADAR**

Another example of a successful RADAR intervention was for a male who has 18 previous convictions, including assault on police. He himself identified that his needs were around alcohol intervention, housing, employment, and assistance with reading and writing.

He was therefore enrolled onto various courses, such as Redkite, Foundation 66 to assist with these issues. He was given a room in a hostel, thanks to RADAR assistance. Furthermore his case workers liaised with social security services to reduce his monthly repayments, which allowed him sufficient funds to live on, which he did not previously have. This may have directly impacted on reducing offending behaviour, as he was no longer struggling financially.

He was so pleased with the service he was provided, that he participated in a RADAR promotional video, describing his experiences for other potential RADAR users.

## Reducing substance misuse

### Our strategic approach

- To reduce the number of people misusing illegal and other harmful drugs and increase the number of people who successfully recover from dependence on these drugs.
- To restrict the supply of drugs and identify and prosecute those involved in the drug trade.
- Our new alcohol strategy, 2013-2016, has three key priorities:
  - Establish safe, sensible drinking as the norm
  - Protect families and the wider community from the adverse impact of alcohol
  - Provide high quality treatment to reduce alcohol-related harm

### What have we achieved over the last five years?

#### Prevention and education

- Implemented successful peer mentoring training across a number of Southwark schools, focusing on tobacco, cannabis and alcohol
- Insight, our young people's service, now treats younger adults, aged 18-24 so that they are kept within a more age appropriate service

#### Treatment

- Continued to make recovery the focus of the offer to clients in treatment
- Adapted our offer to meet the needs of clients using new drugs, especially from the club and party scene and for clients from the LGBT community.
- Southwark treatment and recovery partnership (STARP) has continued to thrive and ensures a smooth transition between services and into our jointly run recovery service

### Substance Misuse Assessment

The most recent assessment found that:

- Numbers in effective treatment is declining; however we still consider there to be a significant need for treatment
- An estimated 8,464 dependent drinkers and 3,417 problematic drug users
- Is an aging population of heroin and crack users who still need treatment services but changing patterns of drug use mean that there is an increasing prevalence of other drug use, such as legal highs and new synthetic drugs
- Most service users are poly drug users, including alcohol. Poly drug usage means to use two or more different drugs
- Substance misuse is particularly high amongst those with a housing need, those with diagnosed mental health problems and those known to the criminal justice system
- 90% of the young people receiving treatment (via our young peoples' treatment service) are receiving help for problems associated with cannabis and/or alcohol.

**What have we achieved over the last five years? (cont)**

**Enforcement**

- Our drug Intervention programme (DIP) continues to deliver services to those tested on arrest, in prison & post release – engaging and supporting offenders to take up rehabilitation and community treatment services
- DIP staff accompanying police on drug raids to speak with occupants of houses searched
- DIP becoming an integral part of the successful integrated offender management team (RADAR- reducing and deterring adult reoffending)

**Reducing substance misuse – key activity for the next two years**

Key areas	Key actions to deliver change
<b>Change management</b>	<ul style="list-style-type: none"> <li>• With the changes to the NHS the commissioning team of the DAAT will transfer over to the local authority, enabling the DAAT to be fully integrated; process will be managed to ensure that providers and service users are not affected</li> </ul>
<b>Treatment</b>	<ul style="list-style-type: none"> <li>• Continue to embed recovery across the system</li> <li>• To meet the needs of clients using new and emerging drugs (i.e. legal highs and new synthetic drugs)</li> <li>• Continue to develop our workforce with training in challenging offender behaviour</li> <li>• Review the overall investment in substance misuse services in line with the overall Public Health investment We will undertake a comprehensive needs assessment in the first part of 2013 with a view to determining the future shape of the service</li> </ul>
<b>Prevention and education</b>	<ul style="list-style-type: none"> <li>• Implement the delivery plan of our new alcohol strategy</li> <li>• Incorporate the work on alcohol of the DAAT with the work of Health and Well Being Board which has adopted alcohol as one of its four priorities</li> <li>• Delivery of substance misuse service to young people through INSIGHT</li> <li>• School peer mentoring schemes</li> </ul>

**What the strategic assessment told us**

- Alcohol-related crime is recorded on Saturday evenings from 20:00 until 03:00
- Cathedrals ward recorded the greatest volume of alcohol-related crime in Southwark
- Top crime problems associated with alcohol are assault with injury, common assault, shoplifting under the influence of alcohol and possession of drugs
- Drug related crime is associated with acquisitive crime and funding a drug habit

**Key performance measures 2013/14**

Percentage of drug misusing adults leaving treatment in a planned way = 40%

The rate of hospital admissions for alcohol related harm equals the cohort average

### Case study G: INSIGHT (substance misuse service for young people)

#### Background

- Poor school attendance, involved in illegal drug markets, gang associations. Low self esteem Offending history ranging from motor theft to robbery and possession of offensive weapons. It was suspected that he was being coerced into holding weapons and cannabis for local gang
- Boy x often threatened to self harm if his mother refused to give him money for cannabis. He was admitted into hospital for suicidal actions on two occasions. Boy X at that time was seriously confused, isolated and angry
- Became a father at the age of 16. Social services were heavily involved in ensuring that both he and his girlfriend were able to provide suitable care to the child. To be eligible for custody of his child he would have to provide negative samples in monthly drug tests

#### Intervention

- Referred to Insight by the early intervention team aged 15. He was given strategies to reduce and cease his cannabis use and build his self esteem
- Detailed treatment plan devised; boy X stipulated what goals - short and long term - he felt the plan should include, which were reviewed every four weeks.
- Received 1-1 key work sessions, accessed the drop in and participated in group work sessions to receive support around his cannabis use and to enhance his independence skills.
- Given a drugs diary and encouraged to make entries after every drug use episode. He gained a better understanding of addiction/dependency and how this forms.
- Additional support was also offered to his mother; she was encouraged to access the parent support group and 1-1 sessions.

#### Outcome

- Boy X is now drug free, learned coping mechanism as opposed to self harming. Is no longer in a gang and has ceased offending behaviour. Relationship with his mother has improved significantly.
- He now has more structure in his life. He is now able to manage himself more independently and has taken more responsibility for his new family.
- Box X much more aware of the dangers and risks of overall drug use.
- Boy X now knows the consequences of crime.



## Building sustainable community capacity and public confidence (BSCC&CP)

### Strategic approach

- To support communities to tackle their own issues, particularly in relation to low level anti social behaviour
- To improve public confidence and ensuring a positive public reputation for the SSP.
- To make sure services meet the needs of all communities, particularly the most vulnerable in our communities e.g. victims of hate crime and those with multiple disadvantages
- To support the SSP thematic groups in promoting sustainable activity that builds community capacity

### What have we achieved over the last five years?

- Launch and training of community champions to deliver key messages to our harder to reach communities, often with English as a second language
- Delivered a smalls grants programme in 2011/12 and 2012/1, funding 26 voluntary and community groups to deliver one-off projects supporting SSP priorities
- Borough wide dog events, led by the community wardens, to help owners understand what the consequences are for dog related anti social behaviour and out of control dogs.
- Estate 'Action Days' in areas where issues of anti social behaviour have been highlighted, involving all of our partners, to assist in providing community re-assurance and promote how anti social behaviour can be reported and tackled
- Set up the Southwark Hate Crime Network to drive forward the hate crime action plan
  - The group is independently chair by community activists and facilitates community involvement in decision making
  - Commissioned Stop Hate UK to provide 24 hour reporting in 2012
  - Hosted Southwark's first disability hate crime conference in March 2013

### What the strategic assessment told us

#### Resident Survey February 2013

Day time perception remains high, with 95% of residents feeling safe walking alone outside in the daytime

72% felt safe walking alone outside after dark

20% thought anti social behaviour was a problem; perception that the individual behaviours are a problem is as follows:

- Rubbish/litter = 24%
- Vandalism/graffiti = 12%
- Dogs causing a noise/nuisance = 24%
- Racial harassment = 3%
- Noisy/nuisance neighbours = 14%
- Teenagers hanging around = 23%
- Teenagers have nothing to do = 42%

**What have we achieved over the last five years? (cont)**

- Promoted Southwark's Victims Charter across the borough to make sure residents were aware of the services available to them
- Promotion of new domestic abuse service to Travellers, Somali and Bengali communities
- Forced marriage workshop held in June 2012 to raise awareness of the proposal to make new crime of forced marriage when the comes into effect in 2014

**Building sustainable community capacity and public confidence - key activity for the next two years**

Key areas	Key actions to achieve change
Increase public confidence	<ul style="list-style-type: none"> <li>• Communicate the work undertaken by the partnership out to the community through existing and emerging community forums and groups, such as police safer neighbourhood panels, faith groups, community champions, young advisors and the new safer neighbourhood boards</li> </ul>
Community engagement	<ul style="list-style-type: none"> <li>• Expand Neighbourhood Watch</li> <li>• Establish victim care points across the borough</li> <li>• MOPAC proposal to replace the police and community consultative groups with safer neighbourhood boards; their responsibilities will include:                             <ul style="list-style-type: none"> <li>• A duty to hear and monitor complaints from victims</li> <li>• Monitoring public complaints against borough based police officers</li> <li>• Establishing policing priorities in the borough</li> <li>• Delivering stop and search community monitoring</li> <li>• Monitoring crime performance and community confidence</li> <li>• Ensuring the system of custody visiting is delivered</li> </ul> </li> </ul>
Community capacity	<ul style="list-style-type: none"> <li>• Deliver a small grants programme</li> </ul>
Ensure services meet the needs of all communities, particularly the most vulnerable	<ul style="list-style-type: none"> <li>• Hate crime e-newsletter</li> <li>• Promote Hate Crime Awareness week 12 -19 October</li> </ul>

**Key performance measures 2013/14**  
 Resident perception of night time safety =72%

Percentage of residents who think anti social behaviour is a problem = 20%

To reduce race and religious hate crime

To reduce homophobic crime

**Small grants programme 2012/13**

11 voluntary and community groups were awarded one-off grants to deliver projects supporting the SSP priorities. Projects funded included:

- Access programme offering a personal development plan, one to one support and follow on courses to young offenders referred by the youth offending service; 10 young people completed the course, of which, 3 achieved an accredited outcome, 2 went back to school and 1 is studying dance
- The SALT (skills & life training) course was a five day intensive course addressing the root cause of an individual's negative and challenging behaviour, leading to more positive outcomes and changes in their attitudes towards society, other young people and themselves; 12 young people started the programme with 8 completing the course and achieving an accreditation.
- A healthy relationships performance & workshop was delivered in 10 secondary schools, with a focus on appropriate sexual behaviour
- Construction skills certification training and taster sessions aimed at young offenders or young people at risk of offending to try a variety of construction trades; 3 young people have moved into apprenticeship/work placements, 7 completed the programme successfully and received their entry level 3 certificate in Building Construction Skills, 1 young person has achieved their CSC card.
- Play / workshops in 8 secondary schools, with 600 young people attending, explored the causes and consequences of domestic abuse with a focus on healthy relationships
- 12 young people attended the Young Achievers Programme, a personal development and life skills programme to raise aspirations and attainment of young boys who are of African and African-Caribbean origins
- Non violent resistance (NVR) programme aimed at parents from the Latin American community to help them regain authority over their children in a non violent manner; 15 young people and their parents benefitted from the project through family therapy workshops and 60 parents attended a learning event:
  - Child 1: *I like to tell all the parents to come to this NVR parent's project because it is very important. My dad changed a lot and he is much calmer with me now, he listens to me, he is more respectful and we can talk. I am very happy.*
  - Child 2: *I like to say thank you to I\*\* and G\*\* and all because they helped my mum and me to get on better. She doesn't hit me like she used to do. She listens to me now and we play together. Our home is nicer we don't fight .She reads stories for me. We are a happy family now. I like my mum.*
  - Father 1: *I used to think that because I am tolerant and patient I had the necessary tools to give appropriate parenting guidance and good parenting presence to my son, however from the first session at the NVR project I realised that it wasn't enough to be tolerant or patient to be a good parent. One, as a parent consciously or unconsciously makes mistakes that mark the lives of our children. I discovered that my son's negatives behaviours were the result of my own mistakes and that there are positive and healthier methods which are appropriate when dealing with negative behaviour with our children*
  - Mother 1: *I appreciate this course because it gave me a different vision of what entails to be a good mother. The course taught me how to control my anger and that I don't need to hit or to shout to be listened to. I come from a culture where violence is part of daily life. It is difficult act differently. I learnt with the programme to de-escalate and to keep calm in conflict situations and to stay outside trouble.*

## Risks to delivering the plan

There are a number of risks which the Safer Southwark Partnership faces in delivering the plan over the next two years. These include:

### Financial pressures

A number of the key partners who are involved in the delivery of the SSP Rolling Plan are facing significant financial savings over the next two years and will be under pressure to provide the level of support and deliver collaborative programmes which help prevent crime, anti social behaviour and improve perceptions of safety.

Changes to the London Fire Brigade and its overall provision in the borough, implementation of the MPS neighbourhood policing model, centralisation of the police borough Intelligence unit and impending savings for the council in 2015/16 and beyond will impact on the capacity of partners to provide the level of involvement that currently exists with the result that key statutory services may have to move to a risk based, rather than preventative approach to address crime and anti social behaviour.

### Welfare reform

The changes to welfare reform will place additional pressures on individuals and families, both in terms of financial and family dependencies.

The overarching approach to the welfare reform agenda is based on people being better off in work, rather than out of work. And the changes in welfare reform are designed to support this premise. The changes include the introduction of universal credit rather than multiple benefit claims, cap on the total amount of benefit payable to families, bedroom tax to address the under occupancy of dwellings, changes to single person allowances for housing benefit and restricting the benefit payment to young adults in shared rather than self contained accommodation. The combination of the changes to welfare reform combined with high levels of unemployment,

particularly for 18-24 year olds is beginning to have an impact, which is becoming apparent in terms of the quality of private sector housing accommodation and individuals involvement in the illegal economy as a way of accessing an income to maintain an individual or family lifestyle.

### Changes in the management of offenders

There are significant changes as to how offenders will be managed. The proposals form part of the rehabilitation revolution agenda and will see all offenders serving a custodial sentence becoming statutory offenders and managed under licence conditions.

The management of offenders assessed as low or medium risk will be outsourced to other organisations (commissioned by the Ministry of Justice) as opposed to the existing probation services. This presents a specific risk to local partnership arrangements that are already in place to manage offenders (both statutory and non-statutory) in a multiagency approach.

The SSP has recognised the importance of ensuring that there are well established systems for sharing information that enables the quality of offender management to be retained and the strengths of the boroughs RADAR and SAVU programmes to be incorporated.

### Legislative changes

Proposed legislative changes will have a direct impact on the partnership's approach to the community safety agenda. These include streamlining of powers, greater using of injunctions and the introduction of community triggers as part of the anti social behaviour legislation which is currently progressing through parliament.

There have also been a number of changes to the licensing regime which has resulted in the de-regulation of entertainment premises and has the potential of impacting on the night time economy.

## Measuring our progress

We need to know how well we are performing and whether the interventions we are putting in place are making a real difference. To do this, we have set ourselves targets under each of our thematic priorities. In addition, the Mayor's Office has set all London boroughs a target of reducing a basket of seven crime types by 20% by 2015/16; this equates to a 5% reduction in 2013/14

The following set of top line indicators will measure the SSP performance in 2013/14

MOPAC basket of seven	11/12 actual	12/13 actual	12/13 % change	12/13 target	13/14 target
Burglary	3529	3210	-9%	n/a	-5%
Criminal damage	3023	2356	-22%	n/a	0%
Robbery (commercial and personal)	2476	2583	4%	n/a	-9%
Theft from motor vehicle	2074	1910	-8%	n/a	-5%
Theft of motor vehicle	1083	895	-17%	n/a	-1%
Theft person	2069	2663	29%	n/a	-15%
Violence with injury	2833	2638	-7%	n/a	-5%
<b>total</b>	<b>17087</b>	<b>16255</b>	<b>-5%</b>		<b>-5%</b>

	11/12 actual	12/13 actual	12/13 % change	12/13 target	13/14 target
<b>Reduce harm</b>					
Violence	9593	9488	-3%	-2%	-2%
Cost of violent crime	£37.5m	£34.3m	-8%	-2%	-2%
Most serious violence	456	436	-4%	-4%	-2%
Youth violence	907	744	-18%	Reduce	-15%
Knife crime	917	953	+4%	Reduce	-15%
Domestic violence	2199	2000	-9%	Reduce	Reduce
Gun crime	147	164	+12%	Reduce	Reduce

	11/12 actual	12/13 actual	12/13 % change	12/13 target	13/14 target
<b>Tackling anti social behaviour</b>					
ASB is a problem based on 9 measures	21%	20%	-1%	=20%	=20%
Increase the number of CCTV detections	14168	17517	+140%	+15%	+13%
<b>Reducing offending</b>					
Drug misusing offenders reoffending rate	53	56	below cohort average	= cohort average	TBC
Young people's reoffending rate	35	39	below cohort average	= cohort average	TBC
<b>Reducing substance misuse</b>					
Adults leaving treatment in planned way	n/a	36%	n/a	n/a	=40%
Rate of hospital admissions for alcohol related harm				n/a	= cohort average
<b>Building stronger community capacity and public confidence</b>					
Perception of night time safety (police survey)	76%	tbc	tbc	72%	72%
Perception of night time safety (council survey)	66%	72%	+6 pp	72%	72%
Racist & religious hate crime	278	288	+4%	Reduce	Reduce
Homophobic crime	66	69	-5%	Reduce	Reduce